

# Spencer County Agriculture & Horticulture Newsletter



University of Kentucky  
College of Agriculture,  
Food and Environment  
Cooperative Extension Service

Cooperative Extension Service  
Spencer County  
PO Box 368  
Taylorsville KY 40071-0368  
(502) 477-2217  
Fax: (502) 477-1343  
extension.ca.uky.edu

April 2023

Welcome to April! Even though we've had some really cool weather lately, we've still had some nice warm days.

During those warm days we have had, I know a lot of you have been outside looking at your lawns and trees. I do want to remind you that if you see any potential problems in your landscape, you can always send me some pictures of the issue and I'll attempt to diagnose them for you. I can also make home visits as well if warranted. My email address is below in the "More Information" section.

As always, feel free to call or email me if you have any questions.

Sincerely,

Bryce Roberts,  
Spencer County Extension Agent for  
Agriculture and Natural Resources

## More Information

As always, if you need more information, feel free to **call me** at 477-2217.

You can also **email me** at [broberts@uky.edu](mailto:broberts@uky.edu) or you can **visit my website** to view archived newsletters and news articles. The web address is: [www.spencerextension.com](http://www.spencerextension.com)



## Soil Sample Now

As we have now moved into spring, it is still a great time to sample your fields, gardens, or lawns to see what type and how much fertilizer you need to make the soil as productive as possible. For each sample you want to submit, we need at least one pint (sandwich bag) of dry soil 4-8 inches below the soil surface. Please put your name and sample ID (north lawn, hayfield 2, etc.) on each bag.

This is a free service provided by the Spencer Co. Conservation District. Thanks to them for sponsoring the soil sampling program.

Our office is open normal business hours, but you have the option to drop off your samples anytime you like.

As you pull into our parking lot, please go to the right to the back of our building. You will then see our pavilion and on the pavilion, you will see a blue tub to the right of the double doors. Inside the tub, you will find some paperwork that you will need to fill out so that we can properly test your soil. Place the paperwork and samples back into the tub.

I'll review the results and mail them back to you in 2-3 weeks. Due to the recent tornado and total loss of the soil testing lab in Princeton, all samples for Kentucky are being sent to Lexington so your wait time may be a little bit longer.

Cooperative Extension Service  
Agriculture and Natural Resources  
Family and Consumer Sciences  
4-H Youth Development  
Community and Economic Development

Educational programs of Kentucky Cooperative Extension serve all people regardless of economic or social status and will not discriminate on the basis of race, color, ethnic origin, national origin, creed, religion, political belief, sex, sexual orientation, gender identity, gender expression, pregnancy, marital status, genetic information, age, veteran status, or physical or mental disability. University of Kentucky, Kentucky State University, U.S. Department of Agriculture, and Kentucky Counties, Cooperating.

LEXINGTON, KY 40546



Disabilities  
accommodated  
with prior notification.

## **Farmers Market Opening**

The **Taylorville Farmers Market** will be opening up on **Saturday, April 15** and will be open every Saturday from 8 a.m. until 12:00 noon until the end of October.

The market is located next to Fresh Take Market and the Kentucky Farm Bureau office in Taylorville. I'll have more information on the market in next month's issue.

## **Upcoming Meetings**

**\*\*Pollinator Gardening**—April 12, 6 p.m. Come and learn about some of the best types of plants to help our pollinator friends thrive in your backyard.

### **PRE-REGISTRATION IS REQUIRED.**


Please call our office at 477-2217 to register or you can email me at

[broberts@uky.edu](mailto:broberts@uky.edu) with

your name and phone number and how many will be attending so that enough materials will be provided.



## **Beekeepers Association Meetings**



Just a quick reminder that the Spencer Co. Beekeepers Association holds monthly meetings at our office on the 2nd Tuesday of each month. They begin at 6:30 p.m.

## **CAIP Application Coming Up**

As I write this newsletter, the application dates for the upcoming CAIP sign ups have not yet been announced, but they should be coming up in the next few weeks. I'll have the dates in my next newsletter or you keep an eye on the Spencer Co. Conservation District's Facebook page as Doloras will announce when the sign up period is. Her office number is 477-1157 if you have any questions.

## **Gardening Tips for April**

These tips are provided by the Purdue University Cooperative Extension Service.

They can be found at:

<https://www.purdue.edu/hla/sites/yardandgarden/publication/gardening-calendars/>

**\*\*Start seeds of warm-season plants (including tomatoes, peppers, eggplant, marigolds, zinnias, and petunias) indoors for transplanting later to the garden.**

**\*\*Harden off transplants started earlier in spring before planting outdoors. Gradually expose the young plants to outdoor conditions of wind, brighter sunlight, and lower moisture.**

**\*\*Complete pruning chores. Remove dead and injured branches first.**

**\*\*Plant seeds of cool-season crops directly in the garden as soon as the soil dries enough to be worked. When squeezed, soil should crumble instead of forming a ball. Cool-season crops that can be direct-seeded include peas, lettuce, spinach, carrots, beets, turnips, parsnips and Swiss chard.**

**\*\*Get your copy of our Fruit Spray schedule. You can call our office to get a copy of it, or you can search "ID 21 UKY" in an internet search engine to download a copy of it. It tells you what and when to spray and what you are spraying for.**

**\*\*Allow the foliage of spring-flowering bulbs to remain in place after blooms fade. Leaves manufacture the food reserves, which are then stored in the bulb for a repeat showing next year.**

**\*\*Plant or transplant strawberries, raspberries, and other small fruit.**



# Spring Outlook for the State of Kentucky

By Simone Lewis - National Weather Service Charleston, WV



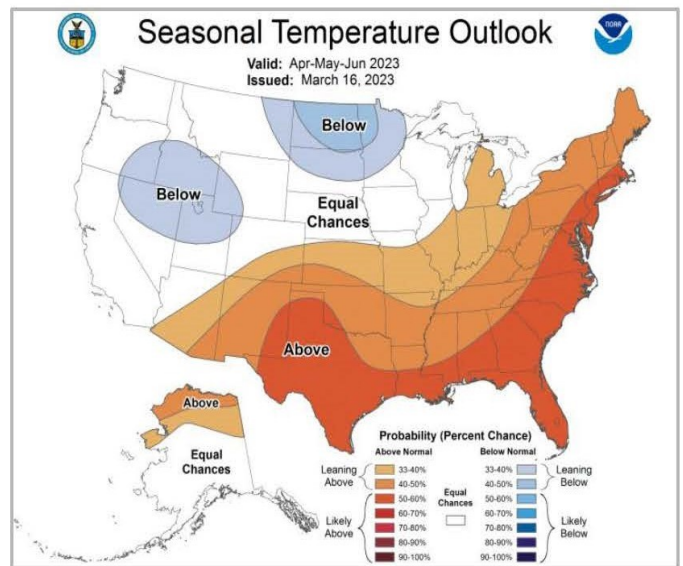
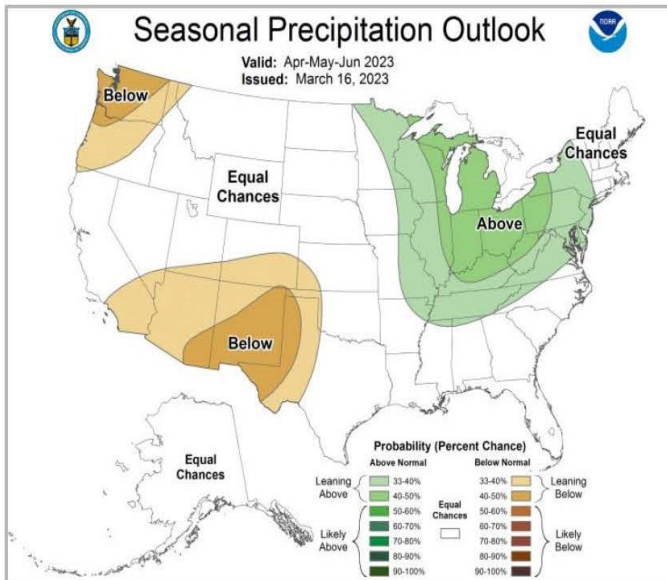
The Official Spring Outlook (April - June) for the state of Kentucky was released from the Climate Prediction Center on March 16th, 2023.

Keep in mind, the colors on the graphics reflect a numbered “probability”, or percent chance, of above or below normal values. It does NOT mean that the darker the color the more above normal or below normal we will be, but rather a better probability (or chance) of being above or below normal. Also, this is an average across a three month period, which means there could still be periods of warmer/colder than normal temperatures or above/below normal precipitation.

Here are the spring precipitation and temperature outlooks for the state of Kentucky:

According to the images, the state of Kentucky has a 40% to 50% chance of above normal precipitation across the northern half of the state, and a 33% to 40% chance of above normal precipitation across the southern half.

The state of Kentucky is also predicted to have a 40% to 50% of above normal temperatures across the eastern half of the state, and 33% to 40% chance across the western portions of the state.



In addition, drought is not expected to develop across the state, but there is at least a 50% of minor flooding during the spring season.



University of Kentucky  
College of Agriculture,  
Food and Environment  
Cooperative Extension Service

Spencer County  
PO Box 368  
Taylorsville, KY 40071-0368

RETURN SERVICE REQUESTED



## Blueberry Cream Cheese Pound Cake

**1 (8 ounce)** package  
fat free cream cheese  
**½ cup** canola oil  
**1 (18 ounce)** package  
yellow butter cake mix

**1 (5 ounce)** package  
instant vanilla pudding  
mix  
**2 large** egg whites  
**2 large** eggs

**2 teaspoons** vanilla  
extract  
**2 cups** fresh  
blueberries

- 1. Preheat** oven to 325° F.
  - 2. Lightly spray** Bundt pan with nonstick cooking spray and dust with flour.
  - 3. Combine** cream cheese and oil in a medium bowl; beat with mixer at high speed until smooth and creamy.
  - 4. Add** cake mix, pudding mix, egg whites, eggs, and vanilla extract. Beat at medium speed until blended.
  - 5. Fold** in berries.
  - 6. Spoon** batter into prepared pan.
  - 7. Bake** 60 minutes or until wooden toothpick inserted in center comes out clean.
  - 8. Cool** cake in pan for 20 minutes. Remove from pan and cool completely.
- Yield:** 16 slices.  
**Nutrition Analysis:** 260 calories; 10g fat; 1.5g saturated fat; 0g trans fat; 30 mg cholesterol; 390mg sodium; 38g carbohydrate; 1g fiber; 23g sugar; 4g protein.

Buying Kentucky Proud is easy. Look for the label at your grocery store, farmers' market, or roadside stand.

